

Department of Oral Pathology and Microbiology
Rama Dental College Hospital and Research Centre, Kanpur

Date: 05-09-2022

Minutes of Meeting

A meeting of the Board of Studies was held on 05-09-2022 at 10:30 A.M. in the office of The HOD, Dept. of Oral Pathology & Microbiology for evaluation of the Undergraduate (BDS) and Postgraduate (MDS- Oral Pathology & Microbiology) programs offered by the University.

The Board members present were:

Internal Experts:

- | | | |
|------------------------|---|------------------------|
| 1. Dr. Sujata Saxena | - | Chairperson & Convener |
| 2. Dr. Sunita Pathak | - | Member |
| 3. Dr. Ravi Kumar Seth | - | Member |
| 4. Dr Gautam Sahwney | - | Member |
| 5. Dr Shweta Mishra | - | Member |

The following members (External Experts) agreed to review the minutes:


1. **Dr. Abhiney Puri**, Prof & Head, Department of Oral Pathology and Microbiology, Himachal Institute of Dental Sciences, Poanta Sahib (HP).
2. **Dr. Abhishek Khare**, Prof & Head, Department of Oral Pathology and Microbiology, Career Post Graduate Institute of Dental Sciences, Lucknow.

The Chairperson of the committee, Dr. Sujata Saxena, presided over the meeting; welcomed all the members and thanked the external experts for reviewing the proceedings of the meeting. The points were taken up as per the agenda.

AGENDA:


1. **Review of last BOS:**

Dr. Sujata Saxena read out the minutes of previous meeting held on 08-02-2021 which was advocated by members of the committee and the outcomes were reviewed.



2. Evaluation of Course Curriculum:

| Sl. No. | Item No. | Existing | Recommendation/Action Taken |
|--|--|---|--|
| MDS – ORAL PATHOLOGY & MICROBIOLOGY | | | |
| 1. | Syllabus for the MDS course for the session 2022 -2023 was discussed by the board members as per the DCI regulations. | Existing MDS curriculum followed by the university is according to Dental Council of India Revised MDS Course Regulations No.DE-87-2017, dated 5.11.2017 | Department of Oral Pathology & Microbiology follows the regulations as per the DCI Revised MDS Course Regulation 2017. Hence no amendments needed for current academic year. The existing curriculum is forwarded to The Academic Council, Rama University for perusal. |
| BDS – DENTAL ANATOMY & HISTOLOGY (1ST YEAR BDS) ORAL PATHOLOGY & MICROBIOLOGY (2ND & 3RD YEAR BDS) | | | |
| 2. | Syllabus for Dental Anatomy & Histology for the 1 st Year BDS was discussed by the members as per the DCI regulations. | Revised BDS Course Regulation 2007, No. V. 12012/3/2006-DE dated 25.07.2007 as proposed by DCI | Department of Oral Pathology & Microbiology follows the regulations as per the DCIs Revised BDS Course Regulation 2007. Hence no amendments needed for current academic year. The existing curriculum is forwarded to The Academic Council, Rama University for perusal. |


 Shukta Apurvi Abhinav


| | | | |
|----|---|---|---|
| 3. | Syllabus for Oral Pathology & Microbiology for the 2 nd & 3 rd Year BDS was discussed by the members as per the DCI regulations. | Revised BDS Course Regulation 2007, No. V. 12012/3/2006-DE dated 25.07.2007 as proposed by DCI | Department of Oral Pathology & Microbiology follows the regulations as per the DCIs Revised BDS Course Regulation 2007. Hence no amendments needed for current academic year. The existing curriculum is forwarded to The Academic Council, Rama University for perusal. |
|----|---|---|---|

3. Recommendations on New courses/ Short term Training:

| S. No | Program | Topic | Details | Recommendation |
|-------|-------------------|---|--|--|
| 1. | Short Term Course | Basic Course in Histopathology Techniques | Different aspects of Histopathology processing and staining procedures | 30 hours of theoretical and practical training in the subject. |

4. Review of Teaching procedures:

| S. No. | Item No. | Feedback from Faculty/Students | Recommendation/ Action Taken |
|--------|--|---|---|
| 1. | Conduction of competitive examinations for internship batches. | Competitive examination preparation for the interns would enhance their abilities to perform better in the PRE-PG examinations. | Proposal to conduct a centralized competitive examination preparatory test in the format of NEET-PG Exams, involving all the 9 dental faculties has been sent for approval. |


 The bottom of the page features several handwritten signatures in black ink. From left to right, they appear to be: a stylized signature, a signature with a vertical line through it, a signature with a large 'G', the name 'Shubra', 'Ajay', and 'Abhishek'.

| | | | |
|----|---|---|---|
| 2. | Conduction of seminars for the clinical postings to enhance the clinical skills | Clinical posting assessment should involve seminars/symposium on specific topics. | Proposal to assess the clinical capabilities and understanding of clinically oriented topics via seminars/symposium has been suggested for students with clinical postings. |
|----|---|---|---|

5. Evaluation of Examination:


- The panel of examiners and paper setters for MDS students of session 2022-23 was proposed and forwarded to The Controller of Examinations, Rama University for approval. **(List of Examiners Attached)**
- Panel of BDS examiners and paper setters for Batch 2022-23 was also proposed by the board members and forwarded to The Controller of Examinations, Rama University for approval. **(List of Examiners Attached)**
- **The Controller of Examinations, Rama University**, will undertake the final decision regarding the BDS and MDS examiners.

6. Feedback Analysis:

- Analysis of the feedback regarding academics by the post-graduate students was done and suitable action was taken.

7. Result Analysis:

- For BDS students, each academic year will have 3 internal theory/practical examinations every 3 months before the annual university examination. The results of each internal exam will be evaluated and after each internal examination a remedial batch will be constituted of those students whose internal examination marks are not satisfactory.
- The classes of the remedial batch will be held twice a week between 2-3 pm and separate internal theory/practical examinations to assess their progress.
- Also, it was proposed that remedial classes will be arranged in the subjects of DADH and Oral Pathology for the students who fail in their annual exam. The classes shall be held till the commencement of their supplementary annual exam.



- Furthermore, the bright students from every batch shall be encouraged to study and assist in advanced level lab exercises with the post-graduate students.

8. Any other issues with the permission of the Chairperson: None

Dr. Sujata Saxena, Chairperson & Convener of BOS concluded the meeting with a vote of thanks.



Dr. Sujata Saxena
(Chairperson & Convener, BOS)

ANNEXURES:


Annexure-1: Recommended curricula by DCI for BDS & MDS- Oral Pathology programs

Annexure-2: University Results Sheets of BDS 1st & 3rd Year; MDS Part I & II

Annexure-3: Sample of Student & Faculty Feedback forms

CC:

1. Dean, Academic affairs
2. Academic Council, Rama University
3. The Principal, Faculty of Dental Sciences, Rama University
4. Administrative Office, Rama Dental College, Kanpur




Department of Oral Pathology and Microbiology
Rama Dental College Hospital and Research Centre, Kanpur

Short term course: Basic course in Cheiloscropy

Department Name: Oral Pathology & Microbiology








| Serial no. | Contents | Description |
|------------|---------------------|--|
| 1 | Title of the course | Basic course in Cheiloscropy |
| 2 | About the course | <ul style="list-style-type: none"> • Discuss the scope of forensic odontology • Discuss the role of cheiloscropy in forensic odontology. • Discuss the materials commonly used in study. |
| 3 | Who can apply? | <ul style="list-style-type: none"> • Graduates (Science stream) |
| 4 | Fee Structure | We propose Rs 1000 as course fees per student for module 1 of short course programme. |
| 5 | Contact Details | 8006156000, 9956853395 |
| 6 | InstructorDetails | <ul style="list-style-type: none"> • Dr Sujata Saxena (professor & HOD) • Dr. Sunita Pathak(reader) • Dr Ravi Kumar Seth (reader) |
| 7 | Mode of Teaching | Lecture, hands-on and training on Cheiloscropy |
| 8 | Course Curriculum | <p>Discussion on basic concept on forensic odontology and its evolution, discussion on lip prints its anatomy its collection development, classification and its forensic implication at crime scene.</p> <p>Role in human identification.</p> |
| 9 | Course Outcome | <ul style="list-style-type: none"> • Promote research in the field of dentistry and |



| | | |
|----|--|--|
| | | motivate more professionals for forensic dentistry. |
| 10 | Certification provided at the end of the course | <ul style="list-style-type: none"> It will be a certified course issued by the Department of Oral Pathology & Microbiology, Faculty of dental sciences, Rama University, Kanpur |



Dr. Sujata Saxena
(Chairperson & Convenor, BOS)

Department of Oral Pathology and Microbiology
Rama Dental College Hospital and Research Centre, Kanpur

EVALUATION SCHEME
Bachelor of Dental Surgery (BDS)
Program Code: 201

Ref: Revised BDS Course Regulation 2007, No. V. 12012/3/2006-DE dated 25.07.2007 as proposed by DCI

| Subject | Year/Semester | Credit Hours | | | Evaluation Scheme Internal Exams (I, II, III) + Final University Examinations | | | | | | | |
|--|--------------------------|--------------|-----------|-------|---|----|----|-------|---------------|----|-------|--------------------|
| | | Theory | Practical | Total | Written (W) | | | | Practical (P) | | | Grand Total W+P |
| | | | | | T | V | IA | Total | UE | IA | Total | |
| Dental Anatomy & Histology (DADH) | BDS 1 st Year | 120 | 240 | 360 | 70 | 20 | 10 | 100 | 90 | 10 | 100 | 200 |
| Oral Pathology & Microbiology (OPM) | BDS 2 nd Year | 40 | - | 40 | No evaluation scheme proposed by DCI for OPM in 2 nd Year BDS | | | | | | | |
| | BDS 3 rd Year | 120 | 160 | 280 | 70 | 20 | 10 | 100 | 90 | 10 | 100 | 200 |

T – Theory;

V- Viva-voce;

IA – Internal Assessment;

UE – University Examination

S. S. S. G. Shukla H. S. Abhinav

Department of Oral Pathology and Microbiology

Rama Dental College Hospital and Research Centre, Kanpur

EVALUATION SCHEME

Master of Dental Surgery (MDS) – Oral Pathology & Microbiology

Program Code: 210

Ref: Dental Council of India Revised MDS Course Regulations No.DE-87-2017, dated 5.11.2017.

MDS Part I: Applied Basic Sciences (Theory Exam conducted at the end of 1st Year)

| Program | Credit Hours | | Evaluation Scheme | | |
|-------------------------------|--------------|-----------|--|-----------|-------------|
| | Theory | Practical | Pre-University and University Examinations | | |
| | | | Theory | Practical | Grand Total |
| Oral Pathology & Microbiology | - | - | 100 | 0 | 100 |

MDS Part II: (Exam Conducted at the end of 3rd Year)

| Program | Credit Hours | | Evaluation Scheme | | | | | | | |
|-------------------------------|--------------|-----------|--|----------|-----------|-------|--------------------|---------------|-------|-------------|
| | Theory | Practical | Pre-University and University Examinations | | | | | | | |
| | | | Theory (Paper I, II, III) | | | | Practical | | | Grand Total |
| | | | Paper I | Paper II | Paper III | Total | Practical/Clinical | Viva/Pedagogy | Total | |
| Oral Pathology & Microbiology | - | - | 100 | 100 | 100 | 300 | 200 | 100 | 300 | 600 |

S. S. Shukla, S. S. Shukla, S. S. Shukla, S. S. Shukla

RAMA DENTAL COLLEGE-HOSPITAL & RESEARCH CENTRE
Department of Oral Pathology and Microbiology

Panel for BDS Examinations, 2022-23 (Examiner/Paper Setter)

Inside State

| Program | Subject(s) | Internal Examiner | External Examiner | Address | Email ID | Contact Number |
|---------|---|--|--|--|--|----------------|
| BDS | Dental Anatomy & Histology (BDS 1 st Year) | Dr. Sujata Saxena sujatagagan@gmail.com Mob: 8006156000 | Dr. Ashish Mahendra Professor & HOD | Dept. of Oral Pathology Chandra Dental College, Lucknow | drashm@yahoo.com | 9648134011 |
| | | Dr. Sunita Pathak drsunita74@gmail.com Mob: 9565137311 | Dr. Kunal Sah Professor and HOD | Dept. of Oral Pathology Saraswati Dental College, Lucknow | steps_32@hotmail.com | 9758970400 |
| | | Dr. Ravi Kumar Seth dr.raviseth@gmail.com Mob: 9956853395 | Dr. Sachin Gupta Professor | Dept. of Oral Pathology Kothiwal Dental College, Moradabad | sachingupta@gmail.com | 9837037697 |
| | Oral Pathology & Microbiology (BDS 3 rd Year) | | Dr. Shweta Singh Professor | Dept. of Oral Pathology Saraswati Dental College, Lucknow | drshweta2000@gmail.com | 8126606278 |

S. A. S. S. Shweta Singh Abhiram

RAMA DENTAL COLLEGE-HOSPITAL & RESEARCH CENTRE

Department of Oral Pathology and Microbiology

Panel for BDS Examinations, 2022-23 (Examiner/Paper Setter)

Outside State

| Program | Subject(s) | Internal Examiner | External Examiner | Address | Email ID | Contact Number |
|--------------|--|--|---------------------------------------|---|--|----------------|
| BDS (201) | Dental Anatomy & Histology (BDS 1 st Year) | Dr. Sujata Saxena sujatagagan@gmail.com Mob: 8006156000 | Dr. Susmita Saxena Professor & HOD | Dept. of Oral Pathology ESIC Dental College New Delhi | saxroy@yahoo.com | 8010909554 |
| | | Dr. Sunita Pathak drsunita74@gmail.com Mob: 9565137311 | Dr. Mala Khamboj Professor and HOD | Dept. of Oral Pathology PGIDS Rohtak | malskam@gmail.com | 9466902477 |
| | Oral Pathology & Microbiology (BDS 3 rd Year) | Dr. Ravi Kumar Seth dr.raviseth@gmail.com Mob: 9956853395 | Dr. Manish Jain Professor & HOD | Department of Oral Pathology Mahatma Gandhi Dental College, Jaipur | mj1976jain@gmail.com | 9351510981 |
| | | | Dr. Abhiney Puri Professor and HOD | Department of Oral Pathology Himachal Dental College, Poanta Sahib | abhiney72@yahoo.com | 988622838 |

S *#* *f* *Q* *Shukla* *Ami* *Abhishek*

RAMA DENTAL COLLEGE-HOSPITAL & RESEARCH CENTRE
Department of Oral Pathology and Microbiology

Panel for MDS Examinations, 2022-23 (Examiner/Paper Setter)

Inside State

| Program | Subject | Internal Examiner | External Examiner | Address | Email ID | Contact Number |
|--------------|----------------------------------|--|--|---|--|----------------|
| MDS (210) | Oral Pathology & Microbiology | Dr. Sujata Saxena sujatagagan@gmail.com Mob: 8006156000 | Dr. Ashish Mahendra Prof & HOD | Dept. of Oral Pathology Chandra Dental College, Lucknow | drashm@yahoo.com | 9648134011 |
| | | Dr. Sunita Pathak drsunita74@gmail.com Mob: 9565137311 | Dr. Kunal Sah Professor and HOD | Dept. of Oral Pathology Saraswati Dental College, Lucknow | steps_32@hotmail.com | 9758970400 |
| | | Dr. Ravi Kumar Seth dr.raviseth@gmail.com Mob: 9956853395 | Dr. Sachin Gupta Professor | Dept. of Oral Pathology Kothiwal Dental College, Moradabad | sachingupta@gmail.com | 9837037697 |
| | | | Dr. Meghanand Nayak Professor & HOD | Department of Oral Pathology Teerthankar Mahaveer Dental College, Moradabad | drmeghanand@gmail.com | 9935008888 |


G
h
S
A
Sunita
Ashish

RAMA DENTAL COLLEGE-HOSPITAL & RESEARCH CENTRE
Department of Oral Pathology and Microbiology

Panel for MDS Examinations, 2022-23 (Examiner/Paper Setter)

Outside State

| Program | Subject(s) | Internal Examiner | External Examiner | Address | Email ID | Contact Number |
|--------------|----------------------------------|--|---------------------------------------|---|--|----------------|
| MDS (210) | Oral Pathology & Microbiology | Dr. Sujata Saxena sujatagagan@gmail.com Mob: 8006156000 | Dr. Susmita Saxena Professor & HOD | Dept. of Oral Pathology ESIC Dental College New Delhi | saxroy@yahoo.com | 8010909554 |
| | | Dr. Sunita Pathak drsunita74@gmail.com Mob: 9565137311 | Dr. Mala Khamboj Professor and HOD | Dept. of Oral Pathology PGIDS Rohtak | malskam@gmail.com | 9466902477 |
| | | Dr. Ravi Kumar Seth dr.raviseth@gmail.com Mob: 9956853395 | Dr. Manish Jain Professor & HOD | Department of Oral Pathology Mahatma Gandhi Dental College, Jaipur | mj1976jain@gmail.com | 9351510981 |
| | | | Dr. Abhiney Puri Professor and HOD | Department of Oral Pathology Himachal Dental College, Poanta Sahib | abhiney72@yahoo.com | 988622838 |


Dr. Sujata Saxena
(Chairperson & Convenor, BOS)




RAMA DENTAL COLLEGE-HOSPITAL & RESEARCH CENTRE
Department of Oral Pathology and Microbiology

Student Feedback Analysis

Program: MDS – Oral Pathology & Microbiology (210)

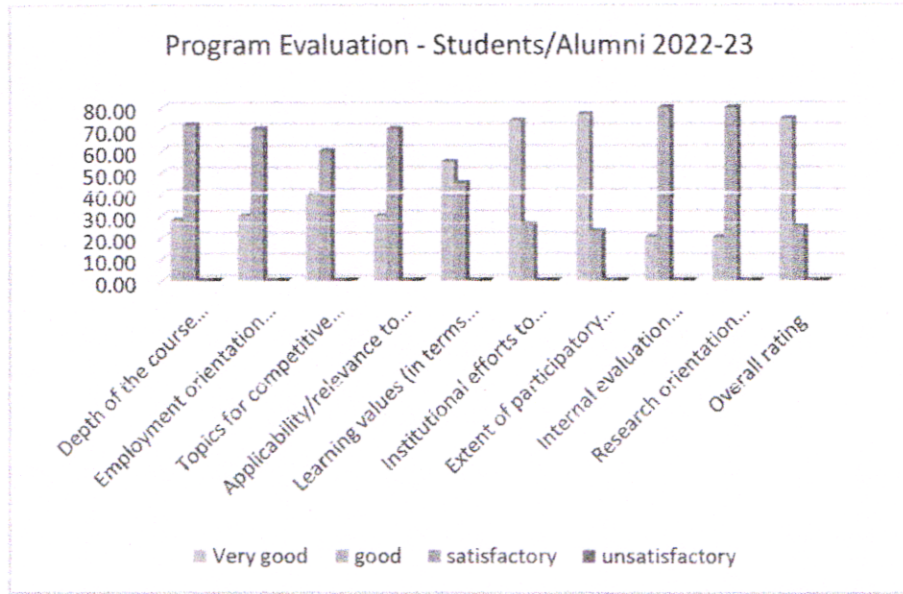
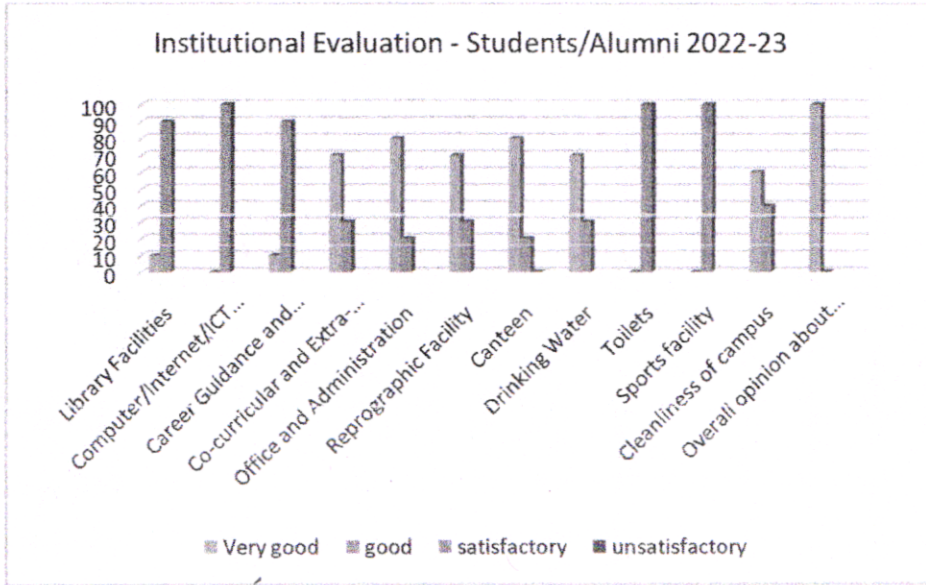
| Stakeholder | Evaluation | Feedback | Recommendation/ Action Taken |
|-------------------------------------|-------------------------------------|---|---|
| PG Trainees 1 st Year | Institutional Evaluation | 1 st Year PG Trainees requested subscription to more E-journals in the Central Library | Proposal for more E-journals in Oral Pathology sent to The Principal, RDC for approval. |
| PG Trainees 2 nd Year | | 2 nd Year PG Trainees requested setting up of IHC Lab in the department. | Proposal for the same to be submitted to The Principal, RDC. |
| PG Trainees 3 rd Year | | 3 rd Year PG Trainees requested extending the Library timings for Exam prep. | Proposal for the same to be submitted to The Principal, RDC. |

| Stakeholder | Evaluation | Feedback | Recommendation/ Action Taken |
|-------------------------------------|-------------------------------|--|--|
| PG Trainees 1 st Year | Program Evaluation | 1 st Year PG Trainees requested involvement in the UG classes. | 1 st Year PG Trainees will be deputed to supervise UG Practical classes along with faculty. |
| PG Trainees 2 nd Year | | 2 nd Year PG Trainees requested specialty posting in Head & Neck Oncology centre. | Proposal for 1 month of posting in JK Cancer Hospital, Kanpur to be formulated. |
| PG Trainees 3 rd Year | | 3 rd Year PG Trainees requested career guidance post-MDS. | Department faculty to guide the students on career avenues after MDS Oral Pathology |



 Shweta Singh, Anurag, Abhinav

RAMA DENTAL COLLEGE-HOSPITAL & RESEARCH CENTRE
Department of Oral Pathology and Microbiology




[Handwritten signatures]


RAMA DENTAL COLLEGE-HOSPITAL & RESEARCH CENTRE
Department of Oral Pathology and Microbiology

Faculty Feedback Analysis

| Stakeholder | Evaluation | Feedback | Recommendation/ Action Taken |
|---|-------------------------------------|---|---|
| Faculty, Dept. of Oral Pathology | Institutional Evaluation | Update and maintenance of department Photomic software is needed. | Proposal for the same sent to the In-charge, Central Store. |
| | Program Evaluation | Recommended 1 st Year PGs to attend Basic subject lectures in preparation for proposed 1 st Year MDS Exams. | Proposal for the same to be put up for discussion at next HOD meeting. |
| | | Log books are not being updated regularly by PGs. | HOD has issued strict orders to the PGs to regularly update their log books and validate the same from their guides on daily basis. |




 Dr. Sujata Saxena
 (Chairperson & Convenor, BOS)



RAMA DENTAL COLLEGE-HOSPITAL & RESEARCH CENTRE
Department of Oral Pathology and Microbiology

University Result Analysis

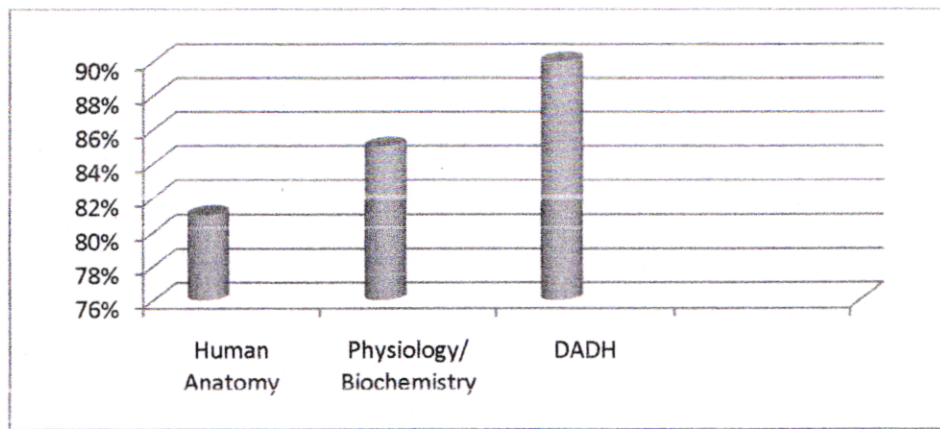
RESULT ANALYSIS FOR 1st YEAR BDS STUDENTS

(Exams held in 2021)

| Total Appeared | Total Passed | Pass Percentage |
|----------------|--------------|-----------------|
| 68 | 58 | 85% |

INDIVIDUAL SUBJECT PASS PERCENTAGE 1st YEAR BDS

| Human Anatomy | Physiology/ Biochemistry | DADH |
|---------------|-----------------------------|------|
| 81% | 85% | 90% |



S *\$* *A* *C* *Shreeta Singh* *Abhinav*

RAMA DENTAL COLLEGE-HOSPITAL & RESEARCH CENTRE
Department of Oral Pathology and Microbiology

University Result Analysis

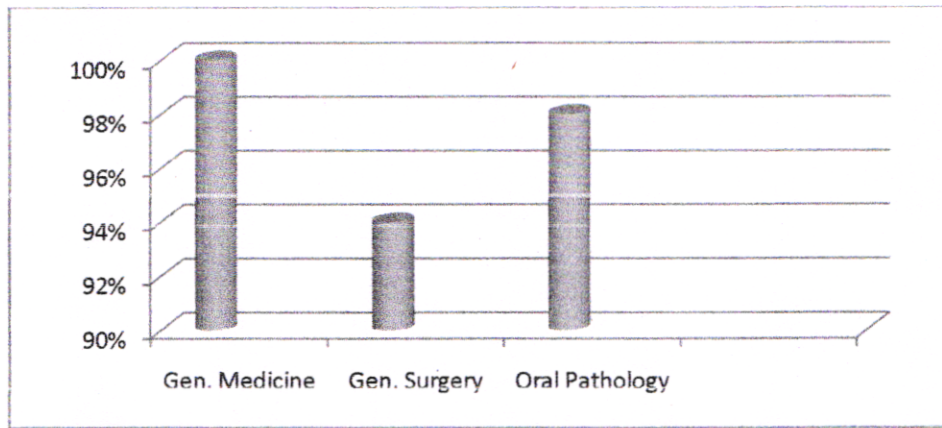
RESULT ANALYSIS FOR 3rd YEAR BDS STUDENTS

(Exams held in 2021)

| Total Appeared | Total Passed | Pass Percentage |
|----------------|--------------|-----------------|
| 65 | 60 | 92% |

INDIVIDUAL SUBJECT PASS PERCENTAGE 3rd YEAR BDS

| Gen. Medicine | Gen. Surgery | Oral Pathology |
|---------------|--------------|----------------|
| 100% | 94% | 98% |



S. P. S. A. Shukla Spms' Abhishek

RAMA DENTAL COLLEGE-HOSPITAL & RESEARCH CENTRE
Department of Oral Pathology and Microbiology

University Result Analysis

RESULT ANALYSIS FOR MDS Part-I EXAMINATIONS


(Exams held in 2021)

| Program | Total Appeared | Total Passed | Pass Percentage |
|---|-----------------------|---------------------|------------------------|
| MDS – Oral Pathology & Microbiology (210) | 2 | 2 | 100 |

RESULT ANALYSIS FOR MDS Part-II EXAMINATIONS

(Exams held in 2021)

| Program | Total Appeared | Total Passed | Pass Percentage |
|---|-----------------------|---------------------|------------------------|
| MDS – Oral Pathology & Microbiology (210) | 1 | 1 | 100 |


Dr. Sujata Saxena
(Chairperson & Convenor, BOS)

